



RING OF THORNS

by Sharon A. Wagner



A - 0.5g 11° Toho 711



B - 0.5g 11° Delica DB21



C - 14 ~ 15° Toho 711



D - 7 Crystaletts Micro Spikes Silver Rh

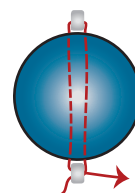


E - 1 Jet Azuro Dome Bead 14 x 8

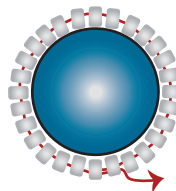
Bezel a dome bead with peyote and embellish it with Crystaletts Micro Spikes

1. Needle up 1 wingspan of Fireline. Pick up 1A pass thru E, pick up 1A pass back thru E, and pass thru first A again, leaving an 10 inch tail.
2. Pick up 13A, wrap around E, pass thru 2nd A added in step 1. Pick up 13A, wrap around E pass thru the first A from step 1 and continue thru 1 or 2 beads. (28 A around)
3. Peyote around with 14A. Repeat two more times for a total of 5 peyote rounds working towards the top of the E, and step up.
4. Pick up 1C, 1D, pass thru next "up" A, pick up 1B, pass thru next "up" A, repeat 6 times. Pick up 1B pass thru next "up" A, and repeat thread path to secure. Weave to bottom row of peyote. (7D added)
5. Peyote around bottom of work with 14B, and step up.
6. Peyote around with 14C, pull snug so beadwork cups under bottom of E, weave into work but do not cut.
7. Make a peyote strap 4B wide. Using tail and/or working thread peyote 2 B to one side of bezel, and continue even count peyote to size. Attach peyote strap to opposite side of bezel. Weave in tail and working threads, secure and trim.


1.



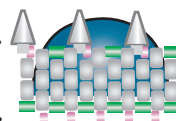
2.



3.



4.



5. & 6.



7.

